

McAllen-Edinburg-Mission Housing Report

August 2021



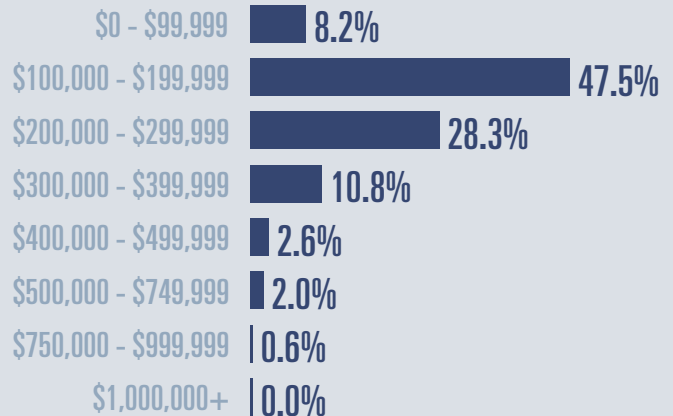
Median price

\$190,000

↑ **8.6%**

Compared to August 2020

Price Distribution



Active listings

↓ **21.6%**

804 in August 2021



Closed sales

↑ **4.6%**

388 in August 2021



Days on market

Days on market 53

Days to close 34

Total 87

33 days less than August 2020



Months of inventory

2.3

Compared to 3.4 in August 2020

About the data used in this report

Data used in this report come from the Texas REALTOR® Data Relevance Project, a partnership among the Texas Association of REALTORS® and local REALTOR® associations throughout the state. Analysis is provided through a research agreement with the Real Estate Center at Texas A&M University.

Alamo Housing Report

August 2021



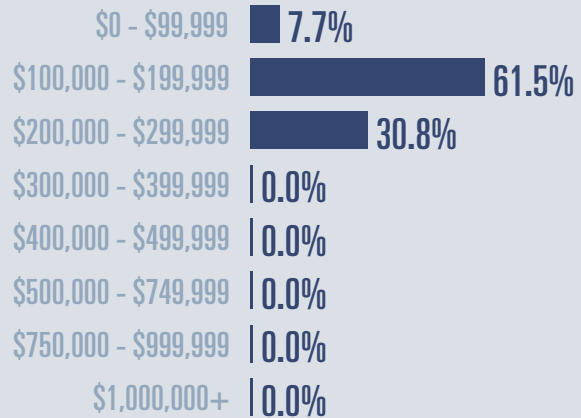
Median price

\$178,500

↑ **34.2%**

Compared to August 2020

Price Distribution



Active listings

↓ **12.5%**

21 in August 2021



Closed sales

↑ **16.7%**

14 in August 2021



Days on market

Days on market 52

Days to close 27

Total 79

44 days less than August 2020



Months of inventory

1.6

Compared to 2.6 in August 2020

About the data used in this report

Data used in this report come from the Texas REALTOR® Data Relevance Project, a partnership among the Texas Association of REALTORS® and local REALTOR® associations throughout the state. Analysis is provided through a research agreement with the Real Estate Center at Texas A&M University.

Donna Housing Report

August 2021



Median price

\$55,000

↓ **56.4%**

Compared to August 2020

Price Distribution

\$0 - \$99,999	66.7%
\$100,000 - \$199,999	33.3%
\$200,000 - \$299,999	0.0%
\$300,000 - \$399,999	0.0%
\$400,000 - \$499,999	0.0%
\$500,000 - \$749,999	0.0%
\$750,000 - \$999,999	0.0%
\$1,000,000+	0.0%



Active listings

↓ **14.3%**

6 in August 2021



Closed sales

↑ **200%**

3 in August 2021



Days on market

Days on market 81

Days to close 39

Total 120

205 days less than August 2020



Months of inventory

2.7

Compared to 2.5 in August 2020

About the data used in this report

Data used in this report come from the Texas REALTOR® Data Relevance Project, a partnership among the Texas Association of REALTORS® and local REALTOR® associations throughout the state. Analysis is provided through a research agreement with the Real Estate Center at Texas A&M University.



Greater McAllen Association of REALTORS®

Edinburg Housing Report

August 2021



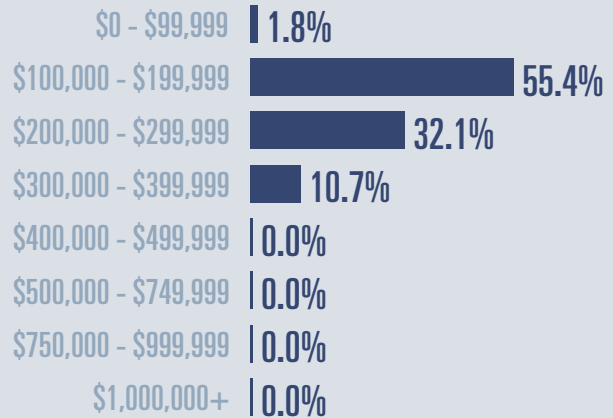
Median price

\$195,000

↑ **12.4%**

Compared to August 2020

Price Distribution



Active listings

↓ **21.4%**

66 in August 2021



Closed sales

↑ **10.5%**

63 in August 2021



Days on market

Days on market 28

Days to close 26

Total 54

50 days less than August 2020



Months of inventory

1.3

Compared to 1.8 in August 2020

About the data used in this report

Data used in this report come from the Texas REALTOR® Data Relevance Project, a partnership among the Texas Association of REALTORS® and local REALTOR® associations throughout the state. Analysis is provided through a research agreement with the Real Estate Center at Texas A&M University.

Elsa Housing Report

August 2021



Median price

\$159,000

↑ **100%**

Compared to August 2020

Price Distribution

\$0 - \$99,999	0.0%
\$100,000 - \$199,999	100.0%
\$200,000 - \$299,999	0.0%
\$300,000 - \$399,999	0.0%
\$400,000 - \$499,999	0.0%
\$500,000 - \$749,999	0.0%
\$750,000 - \$999,999	0.0%
\$1,000,000+	0.0%



Active listings

↓ **87.5%**

1 in August 2021



Closed sales

↑ **100%**

4 in August 2021



Days on market

Days on market 63

Days to close 23

Total 86

86 days more than August 2020



Months of inventory

0.8

Compared to 16.0 in August 2020

About the data used in this report

Data used in this report come from the Texas REALTOR® Data Relevance Project, a partnership among the Texas Association of REALTORS® and local REALTOR® associations throughout the state. Analysis is provided through a research agreement with the Real Estate Center at Texas A&M University.

Hidalgo Housing Report

August 2021



Median price

\$155,000

↑ **9.2%**

Compared to August 2020

Price Distribution

\$0 - \$99,999	33.3%
\$100,000 - \$199,999	66.7%
\$200,000 - \$299,999	0.0%
\$300,000 - \$399,999	0.0%
\$400,000 - \$499,999	0.0%
\$500,000 - \$749,999	0.0%
\$750,000 - \$999,999	0.0%
\$1,000,000+	0.0%



Active listings

↓ **65.5%**

10 in August 2021



Closed sales

↓ **40%**

3 in August 2021



Days on market

Days on market 23

Days to close 35

Total 58

12 days more than August 2020



Months of inventory

2.2

Compared to 6.1 in August 2020

About the data used in this report

Data used in this report come from the Texas REALTOR® Data Relevance Project, a partnership among the Texas Association of REALTORS® and local REALTOR® associations throughout the state. Analysis is provided through a research agreement with the Real Estate Center at Texas A&M University.



Greater McAllen Association of REALTORS®

McAllen Housing Report

August 2021



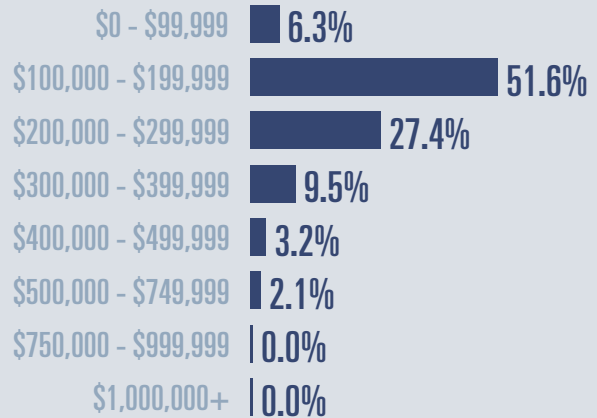
Median price

\$191,001

↓ **2.6%**

Compared to August 2020

Price Distribution



Active listings

↓ **12.4%**

183 in August 2021



Closed sales

↑ **18.9%**

107 in August 2021



Days on market

Days on market 61

Days to close 33

Total 94

27 days less than August 2020



Months of inventory

2.0

Compared to 2.8 in August 2020

About the data used in this report

Data used in this report come from the Texas REALTOR® Data Relevance Project, a partnership among the Texas Association of REALTORS® and local REALTOR® associations throughout the state. Analysis is provided through a research agreement with the Real Estate Center at Texas A&M University.



Greater McAllen Association of REALTORS®

Mercedes Housing Report

August 2021



Median price

\$143,450

↓ **9.8%**

Compared to August 2020

Price Distribution

\$0 - \$99,999	22.2%
\$100,000 - \$199,999	77.8%
\$200,000 - \$299,999	0.0%
\$300,000 - \$399,999	0.0%
\$400,000 - \$499,999	0.0%
\$500,000 - \$749,999	0.0%
\$750,000 - \$999,999	0.0%
\$1,000,000+	0.0%



Active listings

↑ **25%**

10 in August 2021



Closed sales

↑ **42.9%**

10 in August 2021



Days on market

Days on market 52

Days to close 30

Total 82

114 days less than August 2020



Months of inventory

2.0

Compared to 1.4 in August 2020

About the data used in this report

Data used in this report come from the Texas REALTOR® Data Relevance Project, a partnership among the Texas Association of REALTORS® and local REALTOR® associations throughout the state. Analysis is provided through a research agreement with the Real Estate Center at Texas A&M University.



Greater McAllen Association of REALTORS®

Mission Housing Report

August 2021



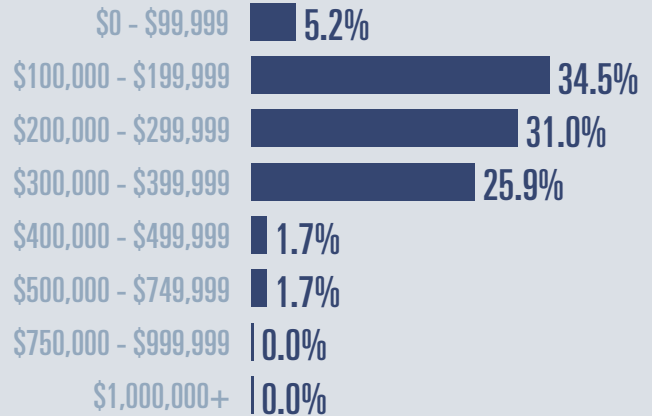
Median price

\$224,500

↑ **10.1%**

Compared to August 2020

Price Distribution



Active listings

↓ **39.9%**

119 in August 2021



Closed sales

↓ **8.5%**

65 in August 2021



Days on market

Days on market 46

Days to close 34

Total 80

37 days less than August 2020



Months of inventory

2.0

Compared to 3.9 in August 2020

About the data used in this report

Data used in this report come from the Texas REALTOR® Data Relevance Project, a partnership among the Texas Association of REALTORS® and local REALTOR® associations throughout the state. Analysis is provided through a research agreement with the Real Estate Center at Texas A&M University.

Pharr Housing Report

August 2021




Median price

\$185,000

↑ **23.8%**

Compared to August 2020

Price Distribution



Active listings

↓ **25%**

51 in August 2021



Closed sales

↓ **29%**

22 in August 2021



Days on market

Days on market 39

Days to close 36

Total 75

47 days less than August 2020



Months of inventory

2.2

Compared to 3.2 in August 2020

About the data used in this report

Data used in this report come from the Texas REALTOR® Data Relevance Project, a partnership among the Texas Association of REALTORS® and local REALTOR® associations throughout the state. Analysis is provided through a research agreement with the Real Estate Center at Texas A&M University.

Rio Grande City Housing Report

August 2021



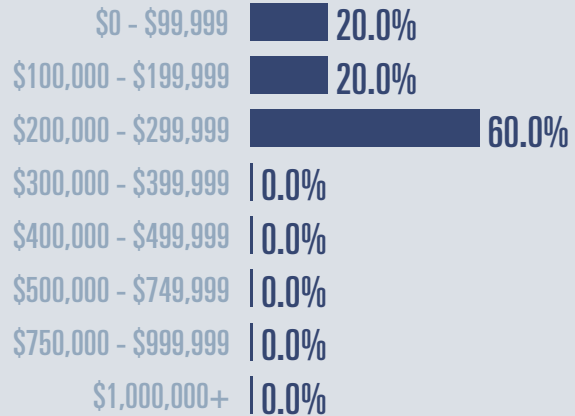
Median price

\$210,000

↑ **44.9%**

Compared to August 2020

Price Distribution



Active listings

↓ **33.3%**

16 in August 2021



Closed sales

↑ **66.7%**

5 in August 2021



Days on market

Days on market 240

Days to close 59

Total 299

173 days less than August 2020



Months of inventory

6.9

Compared to 12.5 in August 2020

About the data used in this report

Data used in this report come from the Texas REALTOR® Data Relevance Project, a partnership among the Texas Association of REALTORS® and local REALTOR® associations throughout the state. Analysis is provided through a research agreement with the Real Estate Center at Texas A&M University.



Greater McAllen Association of REALTORS®

San Juan Housing Report

August 2021



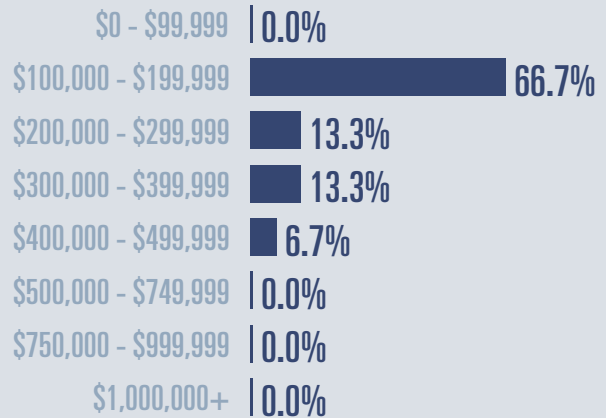
Median price

\$171,000

↑ **5.9%**

Compared to August 2020

Price Distribution



Active listings

↓ **50%**

16 in August 2021



Closed sales

↑ **60%**

16 in August 2021



Days on market

Days on market 34

Days to close 29

Total 63

60 days less than August 2020



Months of inventory

1.2

Compared to 3.3 in August 2020

About the data used in this report

Data used in this report come from the Texas REALTOR® Data Relevance Project, a partnership among the Texas Association of REALTORS® and local REALTOR® associations throughout the state. Analysis is provided through a research agreement with the Real Estate Center at Texas A&M University.



Greater McAllen Association of REALTORS®

South Alamo Housing Report

August 2021



Median price

\$186,000

↑ **6.3%**

Compared to August 2020

Price Distribution

\$0 - \$99,999	0.0%
\$100,000 - \$199,999	100.0%
\$200,000 - \$299,999	0.0%
\$300,000 - \$399,999	0.0%
\$400,000 - \$499,999	0.0%
\$500,000 - \$749,999	0.0%
\$750,000 - \$999,999	0.0%
\$1,000,000+	0.0%



Active listings

↑ **75%**

7 in August 2021



Closed sales

↑ **50%**

3 in August 2021



Days on market

Days on market 97

Days to close 48

Total 145

30 days more than August 2020



Months of inventory

4.9

Compared to 1.3 in August 2020

About the data used in this report

Data used in this report come from the Texas REALTOR® Data Relevance Project, a partnership among the Texas Association of REALTORS® and local REALTOR® associations throughout the state. Analysis is provided through a research agreement with the Real Estate Center at Texas A&M University.



Greater McAllen Association of REALTORS®

Weslaco Housing Report

August 2021



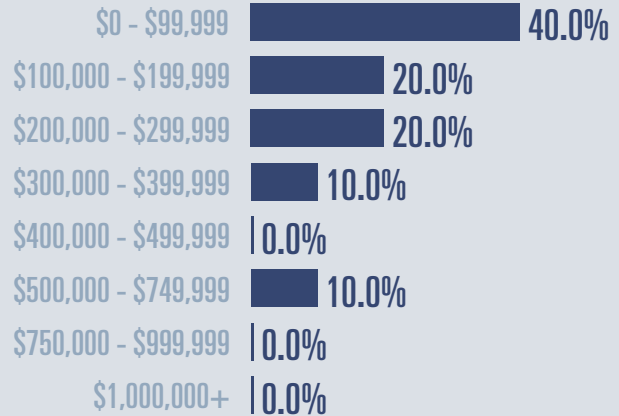
Median price

\$158,500

↑ **0.3%**

Compared to August 2020

Price Distribution



Active listings

↓ **15.7%**

43 in August 2021



Closed sales

↓ **42.1%**

11 in August 2021



Days on market

Days on market 44

Days to close 32

Total 76

31 days less than August 2020



Months of inventory

2.6

Compared to 3.2 in August 2020

About the data used in this report

Data used in this report come from the Texas REALTOR® Data Relevance Project, a partnership among the Texas Association of REALTORS® and local REALTOR® associations throughout the state. Analysis is provided through a research agreement with the Real Estate Center at Texas A&M University.



Greater McAllen Association of REALTORS®